

How-To: Backup the entire Kodi System to USB Flash Drive - CoreELEC

Contents:

1. Requirements
2. Creating a backup to USB Flash Drive
3. Restoring a backup from USB Flash Drive
4. Disclaimer

1. Requirements


- “advanced” or “expert” enabled in Kodi
- “Hidden files and directories” and “File renaming and deletion” enabled in Kodi
(*Kodi settings / media / general*)
- Kodi “storage” has to be mounted in Kodi file explorer
(*add source / browse / home folder*)
- USB Flash Drive with sufficient storage capacity
- available USB slot

2. Creating a backup to USB Flash Drive

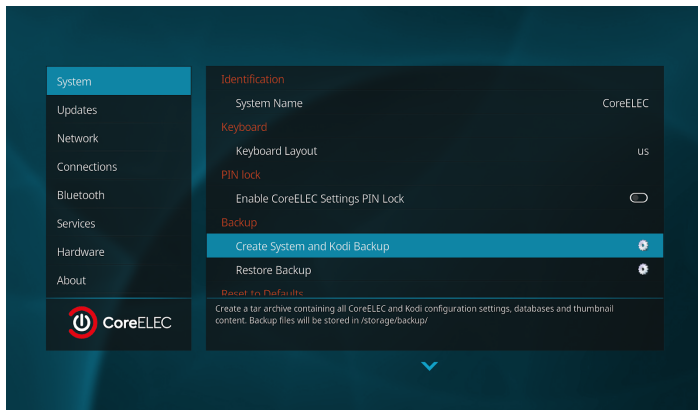
Insert the USB Flash drive into an available USB slot.



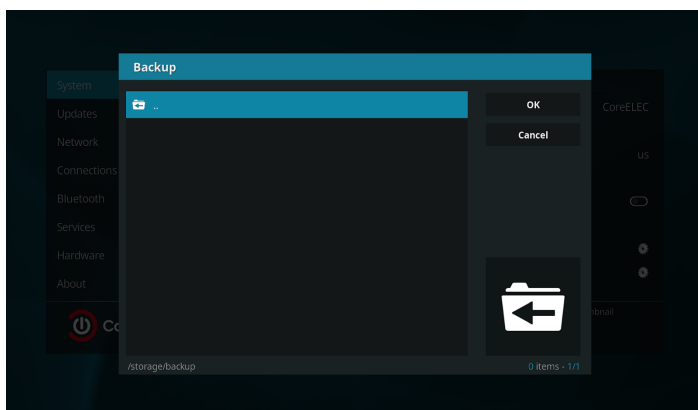
Select the CoreELEC Configuration program add-on



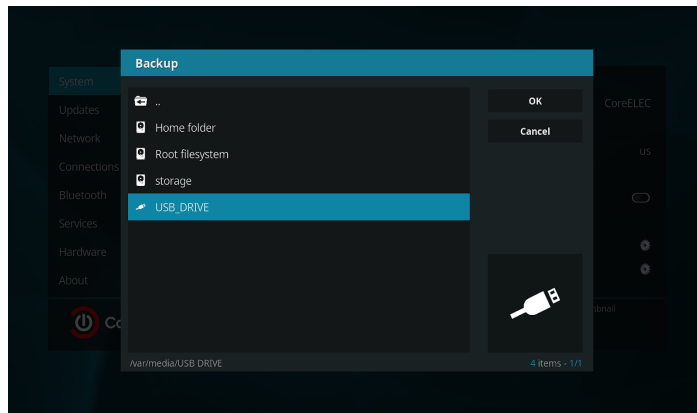
Select “Create System an Kodi Backup”



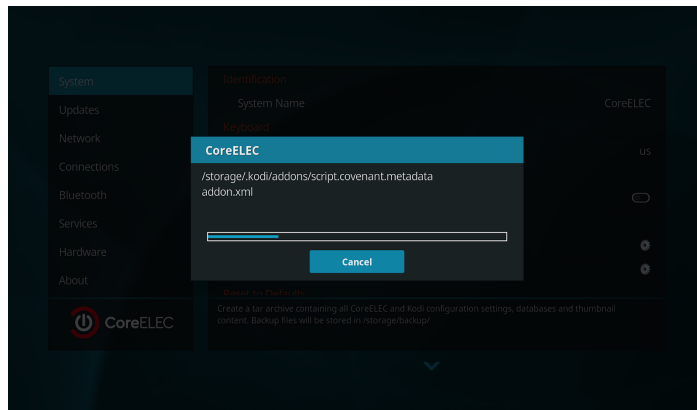
Keep selecting the back folder till the home screen appears.



Select the USB Flash Drive

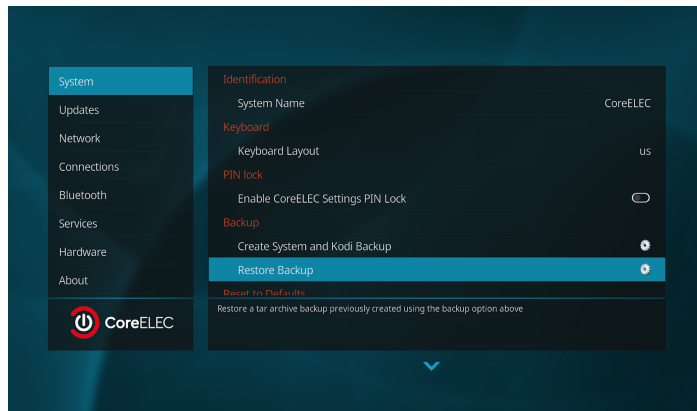


The backup will start

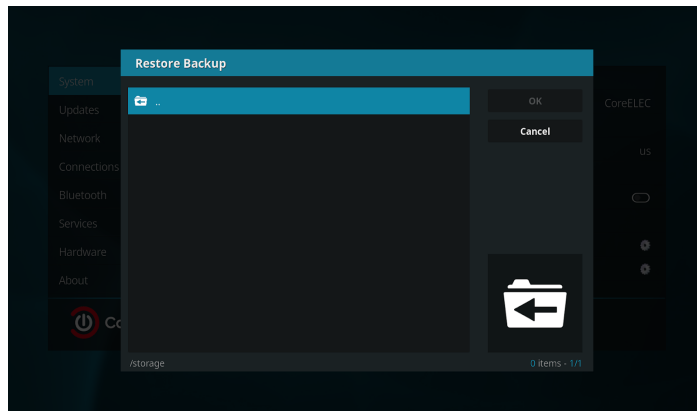


3. Restoring a backup from USB Flash Drive

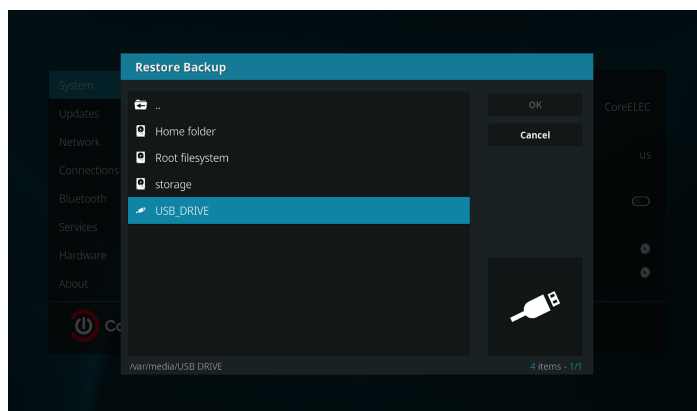
Select “Restore Backup”



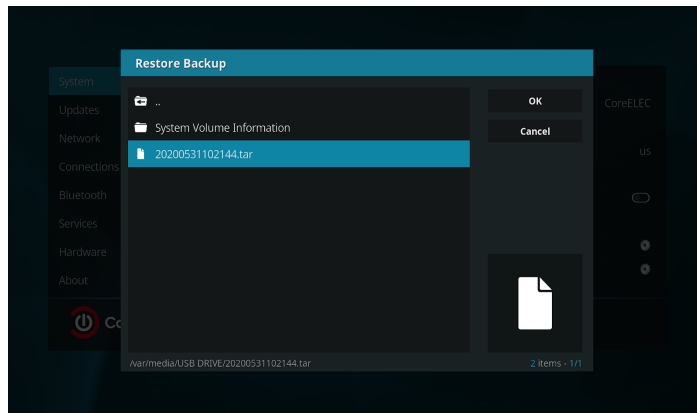
Keep selecting the back folder till the home screen appears.



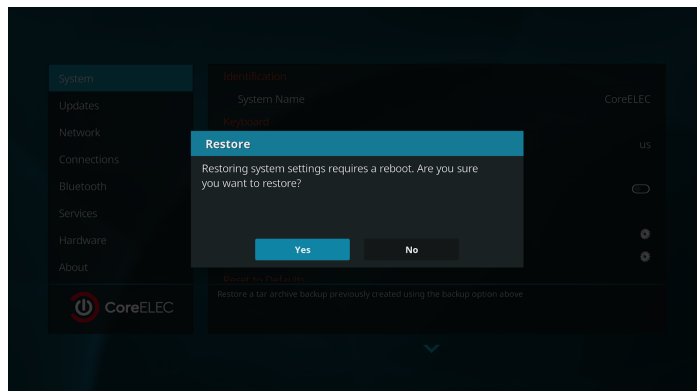
Select the USB Flash Drive



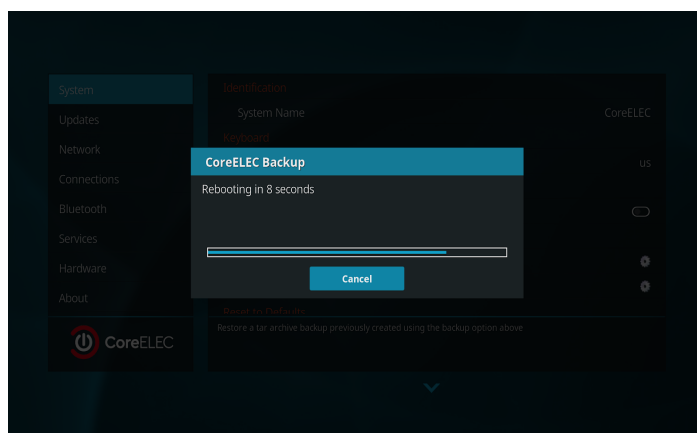
Select the backup file



Select "Yes" to restore the backup



CoreELEC will restart



Upon reboot, the restoration process, which can take up to 10 minutes, will begin.

4. Disclaimer

All information provided “as is” and on an “as available” basis. You agree that you use the information included in this how-to entirely at your own risk.

The author gives no warranty and accepts no responsibility or liability for the accuracy or the completeness of the information and materials contained in this how-to.

Under no circumstances will the author be held responsible or liable in any way for any claims, damages, losses, expenses, costs or liabilities whatsoever (including, without limitation, any direct or indirect damages for loss of profits, business interruption or loss of information) resulting or arising directly or indirectly from your use of or inability to use this how-to, or from your reliance on the information and material on this how-to, even if the author has been advised of the possibility of such damages in advance.